

The personnel safety module PSM
Almost as small as a matchbox and protected by a robust leather pouch, it fits in any trouser pocket.



The PSM box
Place for storing the PSM at the end of a shift. An integral magnet switches off the module and thus extends the battery life to more than one year.




The PSM NANO
This is worn on the wrist like a watch and has the same functions as the PSM. However, the PSM NANO has an additional emergency stop function, which can be activated by pressing a button.



The automatic test unit TSG
Employees can use the TSG to check the correct operation and battery status of their PSM before the start of the shift.



The universal mounting bracket
For easy mounting of the antenna module in the immediate vicinity of the hazardous area.



U-Tech GmbH enjoys worldwide confidence in its personnel safety technology and is the leading international supplier. Raw material recycling companies as well as large industrial manufacturers with robotic equipment rely on our systems for protecting their employees.

Contact us for more information or a face-to-face discussion. We are available at any time and would be pleased to provide you with an individual quotation.



Sole UK & Ireland Agent for U-Tech Safety Systems

Call us on: 01656 724111
www.recycledirect.com

U-Tech

Gesellschaft für Maschinensicherheit mbH

Kurt Utler, Managing Director
Dipl.-Ing. (TU)
Am Rosenberg 1c, D-56179 Vallendar, Germany
Phone: +49 (0) 261 / 9638631
Fax: +49 (0) 261 / 671845
Mobile: +49 (0) 1 71 / 4503634
E-mail: info@u-tech-gmbh.de
Web: www.u-tech-gmbh.de

Get an effective grip on danger areas!



With the **GSG 202** certified personnel safety system for baling presses.

GSG 202

Takes hold where other systems leave you hanging.

Workers who daily spend time in the vicinity of baling presses are unconsciously putting themselves in danger. If employees trip or slip onto the conveyor, for example, they have very little chance of avoiding serious or even fatal injury.

Mechanical safety systems – such as pull cords for example – have the disadvantage that they require a person who is not incapacitated to operate them. If, however, the employee concerned has lost consciousness as a result of collapsing or due to an injury, he/she is no longer able to actively initiate protective measures.

This is where the GSG 202 personnel safety system comes into play! It is a passive system and automatically triggers an emergency stop of the machine if an employee enters the danger area. Notwithstanding this, a mobile emergency stop system is also available.

Advantages of the GSG 202

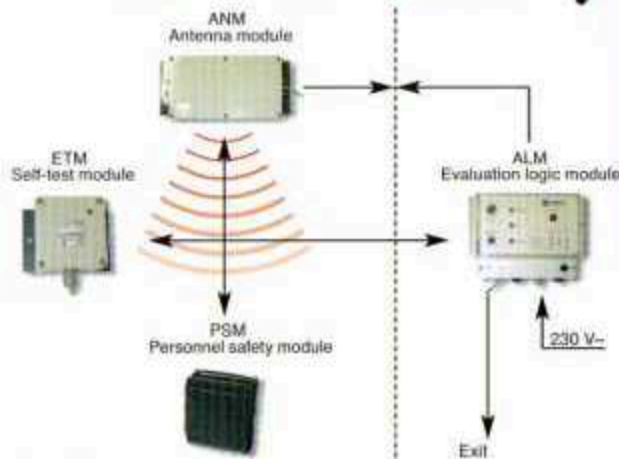
- Maximum protection even if staff are incapacitated
- No production disruptions caused by accidental triggering of light barriers
- None of the mechanical wear that typically occurs with pull cords for example
- Increased assurance for contractor and safety representatives
- Easily installed by the company electrician
- Self-monitoring for completely maintenance-free operation



Modules & functions

The system consists of four modules:

- Antenna module (ANM)
- Self-test module (ETM)
- Personnel safety module (PSM)
- Evaluation logic module (ALM)



Certificates and partners

The European standard

After exhaustive testing, the GSG 202 has been certified by the Berufsgenossenschaftliche Institut für Arbeitssicherheit (German Institute for Occupational Safety – BGIA) and therefore fulfils the European norm EN954 as a safety device.



Institut für Arbeitssicherheit der Deutschen Gesetzlichen Unfallversicherung

Principle of operation of the GSG 202

The antenna module (ANM), which is mounted immediately in front of the press shaft, produces an electromagnetic field (1–5 metres) derived from a 9 kHz signal from the evaluation logic module (ALM). The self-test module (ETM), which is mounted at the edge of the magnetic field, continuously monitors the function of the entire system.

If an employee carrying a personnel safety module (PSM) should now enter the danger zone – and therefore the electromagnetic field – the PSM transmits an alarm signal via the antenna and evaluation logic module. The machine is then stopped immediately by the switching outputs of the ALM.

New: The PSM NANO

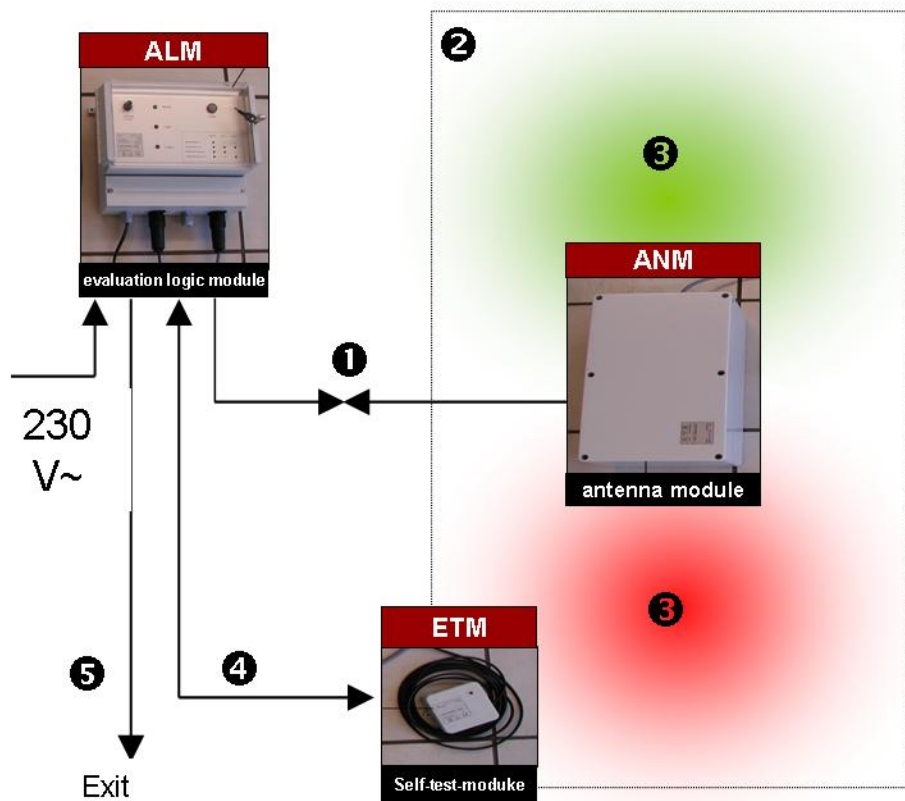
Works exactly like the PSM – but the PSM NANO has an additional emergency stop function, which can be activated by pressing a button.



Worldwide references



Functional Diagram (1)



- 1 The evaluation logic module (ALM) generates a 9 kHz signal that is fed to the antenna module (ANM).
- 2 This generates an electromagnetic field where practically only the magnetic components will develop action because of the low frequency. This field can be adjusted over a wide range (1-6 m) in its expansion thus creating a spherical field range .
- 3 Due to physical reasons, two nearly spherical ranges develop that are symmetrical to each other. (Hatched green and red in the functional diagram).
At the border of the magnetic field there is the self-test module (ETM) that continuously monitors the presence of the field, and passes the signals to the evaluation module.
- 4
- 5 Switching outputs are one opening contact and two closers

Functional Diagram (2)

